

DS-3T1306P-SI/HS Smart Managed 4-Port 10/100 Mbps PoE Switch



Smart managed switches are developed by Hikvision, featuring easy management and maintenance. You can easily deploy, monitor, and expand your video security system anytime and anywhere with our software platforms. You can view the network topology, monitor the health of the network, and receive device alarms in real time, which greatly reduces the cost of network operation and maintenance.

- Visualized topology management.
- Network health monitor.
- Layer 2 features: PoE watchdog, STP/RSTP, VLAN, SNMP, QoS, ERPS, etc.
- IP40 rating with intrusion and moisture protection.
- -30 °C to 65 °C wide temperature range in harsh environment.

▪ Specification

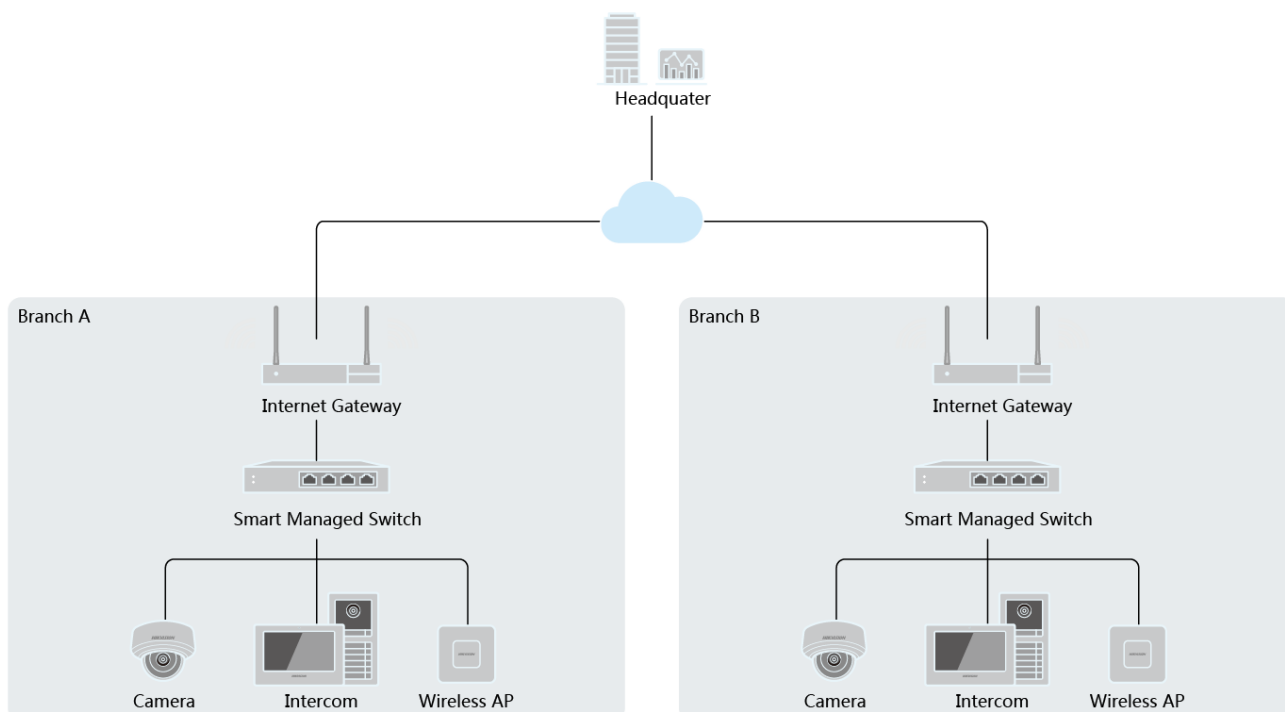
Model	DS-3T1306P-SI/HS	
Network Parameters	Ports	4 × 10/100 Mbps PoE port, 1 × 1 Gigabit RJ45 port, 1 × 1 Gigabit fiber optical port
	Port Type	RJ45 port, full duplex, MDIMDI-X adaptive
	Standard	IEEE 802.3, IEEE 802.3ab, IEEE 802.3u, IEEE 802.3x, IEEE 802.3z
	Forwarding Mode	Store-and-forward switching
	Working Mode	Standard mode (default)
	MAC Address Table	2 K
	Switching Capacity	4.8 Gbps
	Packet Forwarding Rate	3.57 Mpps
	Internal Cache	1 Mbits
PoE Power Supply	PoE Standard	IEEE 802.3af, IEEE 802.3at
	PoE Power Pin	End-span: 1/2(-), 3/6(+) Mid-span: 4/5(+), 7/8(-) 8-pin power: 1/2(-), 3/6(+), 4/5(+), 7/8(-)
	PoE Port	PoE: Ports 1 to 4
	Max. Port Power	30 W
	PoE Power Budget	60 W
Software Function	Device Maintenance	Support remote upgrade, default parameter restoration, logs viewing, basic network parameter configuration, import and export configuration, and time synchronization.
	Port Configuration	Support port rate configuration, flow control, and ports enabling.
	Long Range	Ports 1 to 4: up to 300 m
	PoE Configuration	PoE watchdog: Ports 1 to 4 auto detect and restart the cameras that do not respond. PoE enabling: supported
	Port Rate-Limiting	Rate-limiting for ingress and egress ports
	Storm Control	Storm control of unknown unicast, multicast, and broadcast
	Port Mirroring	Supported
	Port Isolation	Ports in an isolation group cannot communicate with each other.
	QoS	WRR and SP scheduling and port priority
	VLAN	4094 VLANs
	STP	STP and RSTP
	SNMP	SNMPv1 and SNMPv2c supported for obtaining node information of the system and interfaces
	LLDP	LLDP supported for port configuration, global configuration, and neighbour discovery
	DHCP	Supported
ERPS	Supported	
General	Shell	Metal material
	Net Weight	0.4 kg (0.8 lb)
	Gross Weight	1.0 kg (2.2 lb)
	Dimensions (W × H × D)	158.00 mm × 101.20 mm × 31.60 mm (6.20" × 3.90" × 1.20")

	Operating Temperature	-30 °C to 65 °C (-22 °F to 149 °F)
	Storage Temperature	-40 °C to 85 °C (-40 °F to 185 °F)
	Operating Humidity	5% to 95% (no condensation)
	Relative Humidity	5% to 95% (no condensation)
	Power Supply	Power adapter: DC 48 V (working temperature: 0 °C to 45 °C); Grounding terminal: DC 48 V to 57 V (working temperature: -30 °C to 65 °C)
	Max. Power Consumption	65 W
	Power Consumption in Idle	< 5 W
Approval	EMC	FCC (47 CFR Part 15, Subpart B); CE-EMC (EN 55032: 2015, EN IEC 61000-3-2: 2019, EN 61000-3-3: 2013+A1: 2019, EN 50130-4: 2011 +A1: 2014, EN 55035: 2017); IC (ICES-003: Issue 6); RCM (AS/NZS CISPR 32: 2015)
	Safety	UL (UL 60950-1); CB (IEC 60950-1:2005, AMD1:2009, AMD2:2013, IEC 62368-1: 2014 (Second Edition); CE-LVD (EN 60950-1: 2006 + A11: 2009 +A1: 2010+A12: 2011+A2: 2013, EN 62368-1: 2014+A11: 2017)
	Chemistry	CE-RoHS (2011/65/EU); WEEE (2012/19/EU); Reach (Regulation (EC) No.1907/2006)

▪ **Available Model**

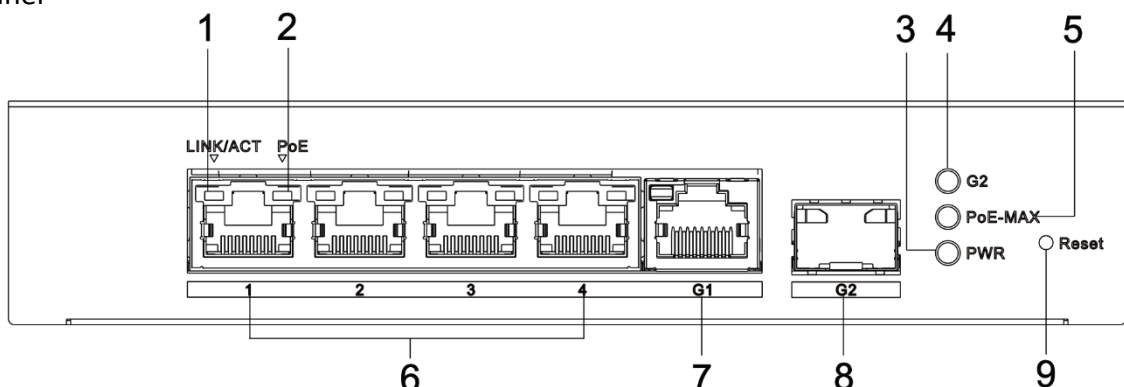
DS-3T1306P-SI/HS

▪ **Typical Application**

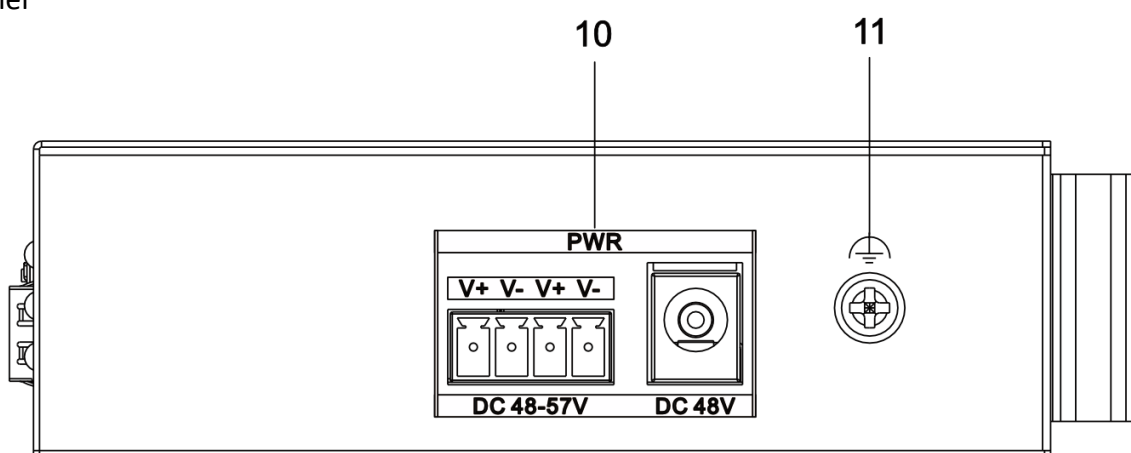


Physical Interface

Front Panel

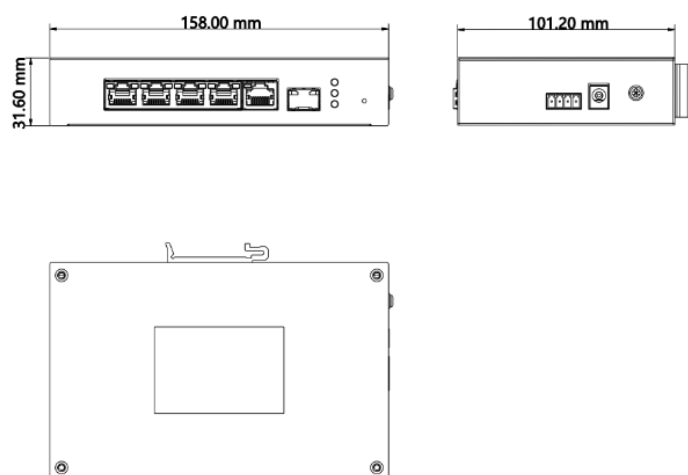


Side Panel



No.	Indicator/Port	Description
1	LINK/ACT Indicator	<ul style="list-style-type: none"> ● Solid on: The port is connected. ● Flashing: The port is transmitting data. ● Unlit: The port is disconnected or connection is abnormal.
2	PoE Indicator	<ul style="list-style-type: none"> ● Solid on: The switch supplies power to a powered device (PD) normally. ● Unlit: The switch is disconnected from a PD or power supply is abnormal.
3	PWR Indicator	<ul style="list-style-type: none"> ● Solid on: The switch is powered on normally. ● Unlit: No power supply is connected or power supply is abnormal.
4	G2 Port Indicator	<ul style="list-style-type: none"> ● Solid on: The gigabit SFP fiber optical port is connected. ● Flashing: The gigabit SFP fiber optical port is transmitting data. ● Unlit: The gigabit SFP fiber optical port is disconnected or connection is abnormal.
5	PoE-MAX Indicator	<ul style="list-style-type: none"> ● Solid on/Flashing: The output power of the switch is about to reach the upper limit. The power supply may be abnormal if more devices are connected. ● Unlit: The switch supplies power to a PD normally.
6	100 Mbps PoE RJ45 Port	Used for connection to a PD via a network cable.
7	Gigabit RJ45 Port	Used for connection to another device via a network cable.
8	Gigabit SFP Fiber Optical Port	Used for connection to another device via an optical fiber when plugged into with an optical module.
9	Reset Button	Used for restoring all the configurations of the switch to the default settings.
10	Power Supply	Use the attached power cord to connect the switch to a socket.
11	Grounding Terminal	Used for connecting to the grounding cable to protect the switch from lightning.

▪ **Dimension**



▪ **Accessory**

▪ **Optional**

DRL-48V240W1EN	HK-SFP-1.25G-20-1310	DRL-48V75W1AZ	HK-SFP-1.25G-1310-DF-MM	HK-SFP-1.25G-20-1310-DF
				
HK-SFP-1.25G-20-1550				

Headquarters

No.555 Qianmo Road, Binjiang District,
Hangzhou 310051, China
T +86-571-8807-5998
www.hikvision.com



Follow us on social media to get the latest product and solution information.

